

BARWA GRAND PRIX OF QATAR
Free Practice Nr. 4
Classification

14

	Rider	Nation	Team	Motorcycle	Time	Lap Total	Gap	Top Speed
1	12 Maverick VIÑALES	SPA	Monster Energy Yamaha MotoGP	YAMAHA	1'54.106	14 14		348.3
2	5 Johann ZARCO	FRA	Pramac Racing	DUCATI	1'54.324	3 13	0.218 0.218	362.4
3	20 Fabio QUARTARARO	FRA	Monster Energy Yamaha MotoGP	YAMAHA	1'54.483	14 14	0.377 0.159	346.1
4	88 Miguel OLIVEIRA	POR	Red Bull KTM Factory Racing	KTM	1'54.487	4 11	0.381 0.004	347.2
5	41 Aleix ESPARGARO	SPA	Aprilia Racing Team Gresini	APRILIA	1'54.648	3 12	0.542 0.161	345.0
6	36 Joan MIR	SPA	Team SUZUKI ECSTAR	SUZUKI	1'54.735	8 9	0.629 0.087	348.3
7	21 Franco MORBIDELLI	ITA	Petronas Yamaha SRT	YAMAHA	1'54.737	11 13	0.631 0.002	345.0
8	6 Stefan BRADL	GER	Repsol Honda Team	HONDA	1'54.741	8 12	0.635 0.004	346.1
9	30 Takaaki NAKAGAMI	JPN	LCR Honda IDEMITSU	HONDA	1'54.891	7 12	0.785 0.150	348.3
10	42 Alex RINS	SPA	Team SUZUKI ECSTAR	SUZUKI	1'54.893	12 13	0.787 0.002	348.3
11	63 Francesco BAGNAIA	ITA	Ducati Lenovo Team	DUCATI	1'54.971	10 13	0.865 0.078	352.9
12	73 Alex MARQUEZ	SPA	LCR Honda CASTROL	HONDA	1'55.014	9 11	0.908 0.043	349.5
13	43 Jack MILLER	AUS	Ducati Lenovo Team	DUCATI	1'55.041	4 12	0.935 0.027	355.2
14	23 Enea BASTIANINI	ITA	Esponsorama Racing	DUCATI	1'55.068	9 9	0.962 0.027	350.6
15	9 Danilo PETRUCCI	ITA	Tech 3 KTM Factory Racing	KTM	1'55.194	8 10	1.088 0.126	343.9
16	33 Brad BINDER	RSA	Red Bull KTM Factory Racing	KTM	1'55.257	7 10	1.151 0.063	349.5
17	46 Valentino ROSSI	ITA	Petronas Yamaha SRT	YAMAHA	1'55.272	11 14	1.166 0.015	347.2
18	89 Jorge MARTIN	SPA	Pramac Racing	DUCATI	1'55.404	7 12	1.298 0.132	356.4
19	44 Po ESPARGARO	SPA	Repsol Honda Team	HONDA	1'55.497	7 13	1.391 0.093	351.7
20	10 Luca MARINI	ITA	SKY VR46 Esponsorama	DUCATI	1'55.531	11 11	1.425 0.034	351.7
21	27 Iker LECUONA	SPA	Tech 3 KTM Factory Racing	KTM	1'56.023	8 10	1.917 0.492	346.1
22	32 Lorenzo SAVADORI	ITA	Aprilia Racing Team Gresini	APRILIA	1'56.746	12 12	2.640 0.723	339.6

Practice condition: **Dry**
 Air: **27°**
 Humidity: **51%**
 Ground: **31°**

Fastest Lap:	Lap: 14	Maverick VIÑALES	1'54.106	169.7 Km/h
Best Race Lap:	2016	Jorge LORENZO	1'54.927	168.5 Km/h
All Time Lap Record:	2019	Marc MARQUEZ	1'53.380	170.8 Km/h

The results are provisional until the end of the limit for protest and appeals.

Time limit for protest expires 30' after publication of the results - Time:

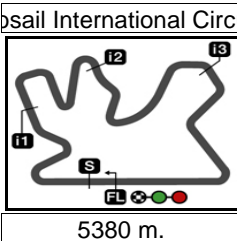
These data/results cannot be reproduced, stored and/or transmitted in whole or in part by any manner of electronic, mechanical, photocopying, recording, broadcasting or otherwise now known or herein after developed without the previous express consent by the copyright owner, except for reproduction in daily press and regular printed publications on sale to the public within 60 days of the event related to those data/results and always provided that copyright symbol appears together as follows below.

© DORNA, 2021

Official MotoGP Timing by TISSOT
 www.motogp.com

Doha, Saturday, March 27, 2021





BARWA GRAND PRIX OF QATAR

Free Practice Nr. 4

Top Speed & Average

15



Rider	Nation	Motorcycle	Top 5 speeds					Average	Top
5 Johann ZARCO	FRA	DUCATI	362.4	358.8	357.6	356.4	356.4	358.0	362.4
89 Jorge MARTIN	SPA	DUCATI	356.4	356.4	355.2	354.0	354.0	355.2	356.4
43 Jack MILLER	AUS	DUCATI	355.2	351.7	351.7	350.6	350.6	352.0	355.2
63 Francesco BAGNAIA	ITA	DUCATI	352.9	351.7	350.6	350.6	350.6	351.0	352.9
10 Luca MARINI	ITA	DUCATI	351.7	350.6	346.1	345.0	343.9	346.9	351.7
44 Poli ESPARGARO	SPA	HONDA	351.7	351.7	348.3	348.3	347.2	349.4	351.7
23 Enea BASTIANINI	ITA	DUCATI	350.6	350.6	350.6	349.5	349.5	350.2	350.6
33 Brad BINDER	RSA	KTM	349.5	348.3	348.3	348.3	347.2	348.3	349.5
73 Alex MARQUEZ	SPA	HONDA	349.5	347.2	347.2	347.2	347.2	347.7	349.5
12 Maverick VIÑALES	SPA	YAMAHA	348.3	347.2	347.2	346.1	346.1	346.7	348.3
30 Takaaki NAKAGAMI	JPN	HONDA	348.3	348.3	347.2	347.2	347.2	347.5	348.3
36 Joan MIR	SPA	SUZUKI	348.3	348.3	347.2	346.1	346.1	347.2	348.3
42 Alex RINS	SPA	SUZUKI	348.3	345.0	343.9	343.9	342.8	344.8	348.3
46 Valentino ROSSI	ITA	YAMAHA	347.2	346.1	345.0	345.0	343.9	345.0	347.2
88 Miguel OLIVEIRA	POR	KTM	347.2	345.0	343.9	343.9	341.7	343.2	347.2
6 Stefan BRADL	GER	HONDA	346.1	345.0	345.0	345.0	345.0	345.2	346.1
20 Fabio QUARTARARO	FRA	YAMAHA	346.1	345.0	345.0	345.0	345.0	345.1	346.1
27 Iker LECUONA	SPA	KTM	346.1	345.0	345.0	345.0	343.9	345.0	346.1
21 Franco MORBIDELLI	ITA	YAMAHA	345.0	345.0	342.8	342.8	342.8	343.7	345.0
41 Aleix ESPARGARO	SPA	APRILIA	345.0	343.9	342.8	342.8	342.8	343.5	345.0
9 Danilo PETRUCCI	ITA	KTM	343.9	342.8	342.8	342.8	341.7	342.5	343.9
32 Lorenzo SAVADORI	ITA	APRILIA	339.6	339.6	338.5	338.5	337.5	338.4	339.6

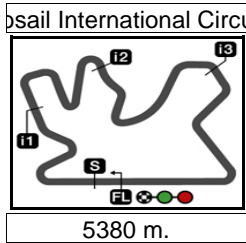
These data/results cannot be reproduced, stored and/or transmitted in whole or in part by any manner of electronic, mechanical, photocopying, recording, broadcasting or otherwise now known or herein after developed without the previous express consent by the copyright owner, except for reproduction in daily press and regular printed publications on sale to the public within 60 days of the event related to those data/results and always provided that copyright symbol appears together as follows below.

© DORNA, 2021

Official MotoGP Timing by TISSOT
www.motogp.com



Doha, Saturday, March 27, 2021



BARWA GRAND PRIX OF QATAR

Free Practice Nr. 4

Chronological Analysis of Performances

16

* Lap / Sector time cancelled **T1** Time from finish line to 1st intermediate **T3** Time from 2nd intermed. to 3rd intermed.
P Crossing the finish line in pit lane **T2** Time from 1st intermed. to 2nd intermed. **T4** Time from 3rd intermediate to finish line
****** Tyre data subject to further updates

Lap	Lap Time	T1	T2	T3	T4	Speed	Lap	Lap Time	T1	T2	T3	T4	Speed		
1st	12	Maverick VIÑALES YAMAHA SPA Monster Energy Yamaha MotoGP						3rd	20	Fabio QUARTARARO YAMAHA FRA Monster Energy Yamaha MotoGP					
Runs=2 Total laps=14 Full laps=10							Runs=2 Total laps=14 Full laps=9								
Run #	1	Front Tyre	Slick-Soft	Rear Tyre	Slick-Soft		Run #	1	Front Tyre	Slick-Soft	Rear Tyre	Slick-Soft			
		10 Laps at start			4 Laps at start				9 Laps at start			9 Laps at start			
1	2'22.460	30.652	31.400	29.746	32.390	174.7	1	3'05.167	32.308	32.900	29.463	32.216	170.6		
2	1'55.669	25.411	30.216	28.405	31.637	345.0	2	1'55.832	25.365	30.204	28.587	31.676	342.8		
3	1'54.660	25.039	29.961	28.145	31.515	346.1	3	1'55.220 *	25.099	30.037	28.362	31.722*	343.9		
4	1'54.457	25.048	29.920	28.118	31.371	348.3	4	1'54.801	25.000	29.927	28.385	31.489	345.0		
5	1'54.576	25.050	29.901	28.133	31.492	346.1	5	1'54.965	24.993	30.083	28.369	31.520	345.0		
6	1'55.399	25.099	30.131	28.512	31.657	347.2	6	2'02.018	29.394	31.682	29.144	31.798	345.0		
7	1'54.332	25.011	29.792	28.160	31.369	343.9	7	2'00.024	25.095	33.927	28.986	32.016	345.0		
8	1'58.719	27.427	30.890	28.727	31.675	343.9	8	1'55.511 *	25.155	30.172	28.497	31.687*	343.9		
9	1'54.611	25.005	29.922	28.235	31.449	345.0	9	1'55.356	25.118	30.115	28.396	31.727	345.0		
10	1'54.451	24.956	29.873	28.191	31.431	343.9	10	1'55.126	24.959	30.088	28.437	31.642	343.9		
11	1'52.699 P	24.979	29.946	28.231	29.543	346.1	11	2'03.156 P	29.124	34.394	29.941	29.697	345.0		
2nd	5	Johann ZARCO DUCATI FRA Pramac Racing						4th	88	Miguel OLIVEIRA KTM POR Red Bull KTM Factory Racing					
Runs=2 Total laps=13 Full laps=10							Runs=2 Total laps=12 Full laps=8								
Run #	1	Front Tyre	Slick-Soft	Rear Tyre	Slick-Soft		Run #	1	Front Tyre	Slick-Soft	Rear Tyre	Slick-Soft			
		8 Laps at start			4 Laps at start				5 Laps at start			5 Laps at start			
1	2'31.114	32.063	31.718	29.384	31.863	171.1	1	2'31.860	32.069	32.019	29.293	32.331	176.7		
2	1'55.406	25.321	30.146	28.696	31.243	354.0	2	1'55.187	25.331	30.042	28.405	31.409	341.7		
3	1'54.324	24.960	29.881	28.186	31.297	356.4	3	1'54.707	25.044	30.064	28.282	31.317	347.2		
4	1'54.777	25.028	30.018	28.255	31.476	357.6	4	1'54.487	25.007	29.961	28.130	31.389	345.0		
5	2'31.479	58.034	33.235	28.904	31.306	362.4	5	1'55.111	25.203	30.064	28.339	31.505	341.7		
6	1'54.754	25.090	29.981	28.386	31.297	356.4	6	2'00.235 P	25.120	32.570	32.005	30.540	343.9		
7	1'55.935 P	25.859	30.522	29.120	30.434	345.0									
Run #	2	Front Tyre	Slick-Soft	Rear Tyre	Slick-Soft		Run #	2	Front Tyre	Slick-Soft	Rear Tyre	Slick-Soft			
		15 Laps at start			11 Laps at start				11 Laps at start			11 Laps at start			
8	2'03.963	32.133	31.273	29.109	31.448	148.9	7	2'03.397	31.118	31.262	29.046	31.971	176.4		
9	1'54.704	25.083	29.912	28.464	31.245	356.4	8	1'55.446	25.117	30.290	28.467	31.572	341.7		
10	1'54.508	24.939	29.965	28.333	31.271	355.2	9	1'56.024	25.088	30.105	28.363	32.468	341.7		
11	1'54.699	25.069	29.957	28.357	31.316	352.9	10	1'55.493	25.214	30.193	28.485	31.601	341.7		
12	1'55.829	24.992	30.596	28.838	31.403	358.8	11	1'55.243	25.001	30.201	28.472	31.569	343.9		
13	1'55.506	25.051	30.185	28.775	31.495	350.6		PIT	26.579	31.520	29.660	29.701	329.2		

Fastest Lap: Maverick VIÑALES Monster Energy Yama SPA **1'54.106** 24.903 29.758 28.127 31.318

These data/results cannot be reproduced, stored and/or transmitted in whole or in part by any manner of electronic, mechanical, photocopying, recording, broadcasting or otherwise now known or herein after developed without the previous express consent by the copyright owner, except for reproduction in daily press and regular printed publications on sale to the public within 60 days of the event related to those data/results and always provided that copyright symbol appears together as follows below.
 © DORNA, 2021



Free Practice Nr. 4

MotoGP

Lap	Lap Time	T1	T2	T3	T4	Speed	Lap	Lap Time	T1	T2	T3	T4	Speed
5th	41	Aleix ESPARGARO APRILIA SPA					12	1'54.851	25.063	29.842	28.309	31.637	341.7
		Aprilia Racing Team Gresini					13	1'54.855	25.049	29.879	28.369	31.558	341.7
Runs=2 Total laps=12 Full laps=9													
Run #	1	Front Tyre	Slick-Soft	Rear Tyre	Slick-Soft								
			New Tyre	New Tyre									
1	2'51.915	30.827	31.309	29.192	32.487	174.7							
2	1'55.339	25.324	30.157	28.329	31.529	339.6							
3	1'54.648	25.023	29.910	28.322	31.393	341.7							
4	1'55.215	25.137	30.246	28.345	31.487	342.8							
5	2'02.901	32.258	30.713	28.520	31.410	342.8							
6	1'55.001	25.177	29.955	28.321	31.548	343.9							
7	1'54.982	25.283	30.008	28.238	31.453	345.0							
8	2'03.354 P	30.928	31.672	29.217	31.537	342.8							
Run #	2	Front Tyre	Slick-Soft	Rear Tyre	Slick-Soft								
			8 Laps at start	8 Laps at start									
9	2'02.014	30.664	30.753	28.777	31.820	175.0							
10	1'55.075	25.210	30.022	28.277	31.566	339.6							
11	1'54.854	25.011	30.069	28.279	31.495	340.6							
12	1'54.890	25.055	30.031	28.311	31.493	341.7							
6th	36	Joan MIR SUZUKI SPA											
		Team SUZUKI ECSTAR											
Runs=2 Total laps=10 Full laps=6													
Run #	1	Front Tyre	Slick-Soft	Rear Tyre	Slick-Soft								
			4 Laps at start	4 Laps at start									
1	2'27.925	30.545	31.359	28.919	32.138	171.1							
2	1'56.027	25.434	30.297	28.588	31.708	345.0							
3	1'55.228	25.220	30.055	28.327	31.626	348.3							
4	1'55.220	25.182	30.183	28.360	31.495	348.3							
5	1'59.772 P	28.118	31.367	29.455	30.832	334.3							
Run #	2	Front Tyre	Slick-Soft	Rear Tyre	Slick-Soft								
			9 Laps at start	9 Laps at start									
6	2'01.234	30.349	30.548	28.677	31.660	171.1							
7	1'55.058	25.199	30.071	28.325	31.463	346.1							
8	1'54.735	25.021	29.976	28.269	31.469	346.1							
9	1'54.893	25.052	30.015	28.312	31.514	347.2							
	PIT	29.260	31.462	29.467	30.921	343.9							
7th	21	Franco MORBIDELLI YAMAHA ITA											
		Petronas Yamaha SRT											
Runs=2 Total laps=13 Full laps=10													
Run #	1	Front Tyre	Slick-Soft	Rear Tyre	Slick-Hard								
			New Tyre	17 Laps at start									
1	2'15.639	37.485	34.456	30.464	32.732	155.3							
2	1'56.719	25.820	30.362	28.770	31.767	338.5							
3	1'55.394	25.329	30.090	28.446	31.529	341.7							
4	2'13.719	32.753	39.220	29.748	31.998	342.8							
5	1'55.189	25.236	30.069	28.429	31.455	342.8							
6	1'55.201	25.113	29.995	28.443	31.650	345.0							
7	1'55.526	25.163	30.142	28.563	31.658	345.0							
8	2'06.869 P	31.997	32.986	31.025	30.861	342.8							
Run #	2	Front Tyre	Slick-Soft	Rear Tyre	Slick-Soft								
			8 Laps at start	3 Laps at start									
9	2'09.442	34.416	33.737	29.345	31.944	112.6							
10	1'55.156	25.303	29.939	28.403	31.511	341.7							
11	1'54.737	25.066	29.806	28.345	31.520	341.7							
8th	6	Stefan BRADL HONDA GER											
		Repsol Honda Team											
Runs=2 Total laps=13 Full laps=9													
Run #	1	Front Tyre	Slick-Soft	Rear Tyre	Slick-Soft								
			New Tyre	New Tyre									
1	2'56.293	46.423	31.606	29.216	32.017	151.2							
2	1'56.265	25.571	30.342	28.736	31.616	343.9							
3	1'55.647	25.189	30.074	28.553	31.831	345.0							
4	1'55.024	25.139	29.954	28.485	31.446	345.0							
5	1'55.174	25.092	30.054	28.516	31.512	345.0							
6	1'55.206	25.127	30.092	28.527	31.460	343.9							
7	1'55.002	25.138	29.988	28.350	31.526	345.0							
8	1'54.741	25.070	29.892	28.346	31.433	343.9							
9	1'57.576 P	27.469	30.887	29.081	30.139	345.0							
Run #	2	Front Tyre	Slick-Soft	Rear Tyre	Slick-Soft								
			9 Laps at start	9 Laps at start									
10	2'05.732	34.923	30.442	28.809	31.558	163.3							
11	1'56.946	26.189	30.412	28.680	31.665	346.1							
12	1'55.542	25.274	30.118	28.636	31.514	343.9							
	PIT	30.254	31.273	29.634	30.638	342.8							
9th	30	Takaaki NAKAGAMI HONDA JPN											
		LCR Honda IDEMITSU											
Runs=2 Total laps=13 Full laps=9													
Run #	1	Front Tyre	Slick-Soft	Rear Tyre	Slick-Soft								
			8 Laps at start	5 Laps at start									
1	2'35.992	34.483	32.387	29.876	32.393	125.5							
2	1'56.525	25.666	30.408	28.791	31.660	346.1							
3	1'55.114	25.216	29.970	28.313	31.615	346.1							
4	1'56.697	25.940	30.418	28.670	31.669	347.2							
5	1'55.461	25.310	30.021	28.554	31.576	348.3							
6	1'55.842	25.290	29.978	28.681	31.893	343.9							
7	1'54.891	25.147	29.963	28.281	31.500	347.2							
8	2'01.190	28.115	31.875	29.361	31.839	348.3							
9	1'57.391 P	27.710	30.957	29.067	29.657	347.2							
Run #	2	Front Tyre	Slick-Soft	Rear Tyre	Slick-Soft								
			17 Laps at start	14 Laps at start									
10	2'04.394	32.344	31.074	29.150	31.826	131.3							
11	1'55.251	25.296	30.017	28.450	31.488	346.1							
12	1'54.969	25.106	29.899	28.386	31.578	347.2							
	PIT	26.344	30.717	28.524	29.923	347.2							
10th	42	Alex RINS SUZUKI SPA											
		Team SUZUKI ECSTAR											
Runs=2 Total laps=13 Full laps=10													
Run #	1	Front Tyre	Slick-Soft	Rear Tyre	Slick-Soft								
			10 Laps at start	10 Laps at start									
1	2'16.092	32.545	34.780	30.010	32.620	174.1							
2	1'56.605	25.687	30.671	28.565	31.682	334.3							
3	1'55.673	25.325	30.324	28.475	31.549	337.5							
4	1'55.428	25.325	30.157	28.394	31.552	341.7							
5	1'55.245	25.190	30.155	28.366	31.534	340.6							
6	1'58.461	26.803	30.472	28.719	32.467	340.6							

Fastest Lap: Maverick VIÑALES Monster Energy Yama SPA **1'54.106** 24.903 29.758 28.127 31.318

These data/results cannot be reproduced, stored and/or transmitted in whole or in part by any manner of electronic, mechanical, photocopying, recording, broadcasting or otherwise now known or herein after developed without the previous express consent by the copyright owner, except for reproduction in daily press and regular printed publications on sale to the public within 60 days of the event related to those data/results and always provided that copyright symbol appears together as follows below.
© DORNA, 2021

Official MotoGP Timing by TISSOT
www.motogp.com

Doha, Saturday, March 27, 2021

Page 2 of 5



Free Practice Nr. 4

MotoGP

Lap	Lap Time	T1	T2	T3	T4	Speed	Lap	Lap Time	T1	T2	T3	T4	Speed
7	1'55.108	25.118	30.084	28.274	31.632	343.9	1	2'25.257	31.006	31.666	29.283	32.426	168.2
8	1'55.502	25.221	30.175	28.420	31.686	342.8	2	1'55.883	25.418	30.372	28.533	31.560	343.9
9	2'00.473 P	28.828	31.809	29.342	30.494	340.6	3	1'56.182 *	25.395	30.324	28.426	32.037*	349.5
Run # 2	Front Tyre	Slick-Soft	Rear Tyre	Slick-Soft									
	9 Laps at start		4 Laps at start										
10	2'03.972	30.791	32.474	28.988	31.719	175.3	4	1'55.041	25.090	30.131	28.317	31.503	346.1
11	1'55.199	25.230	30.062	28.383	31.524	345.0	5	1'55.332	25.197	30.174	28.578	31.383	349.5
12	1'54.893	25.226	30.000	28.260	31.407	348.3	6	2'00.780 P	28.332	31.982	29.461	31.005	355.2
13	1'54.954	25.179	30.063	28.268	31.444	343.9	Run # 2	Front Tyre	Slick-Soft	Rear Tyre	Slick-Soft		
								11 Laps at start			11 Laps at start		

11th 63 Francesco BAGNAIA DUCATI ITA
Ducati Lenovo Team
Runs=2 Total laps=13 Full laps=9

Run #	Front Tyre	Slick-Soft	Rear Tyre	Slick-Soft			
	7 Laps at start		3 Laps at start				
1	2'24.736	32.997	31.998	29.473	33.587	152.9	
2	1'56.066	25.700	30.333	28.534	31.499	348.3	
3	1'55.608	25.578	30.123	28.505	31.402	338.5	
4	1'55.647	25.231	30.128	28.585	31.703	352.9	
5	1'55.075	25.068	30.109	28.420	31.478	351.7	
6	2'02.352	30.540	30.897	29.009	31.906	350.6	
7	1'55.036	25.032	30.069	28.461	31.474	350.6	
8	2'12.355	28.814	36.063	35.429	32.049	350.6	
9	1'55.296 *	25.200	30.173	28.336	31.587*	350.6	
10	1'54.971	25.083	30.080	28.447	31.361	349.5	
11	2'00.362	26.561	31.582	30.415	31.804	350.6	
12	1'58.713 P	26.464	31.478	30.061	30.710	350.6	
Run # 2	Front Tyre	Slick-Soft	Rear Tyre	Slick-Soft			
	19 Laps at start		15 Laps at start				
13	2'13.743	36.990	33.500	30.366	32.887	136.0	

12th 73 Alex MARQUEZ HONDA SPA
LCR Honda CASTROL
Runs=2 Total laps=12 Full laps=8

Run #	Front Tyre	Slick-Soft	Rear Tyre	Slick-Soft		
	New Tyre		4 Laps at start			
1	2'16.227	33.505	32.999	30.921	35.714	157.2
2	1'56.947	25.931	30.715	28.546	31.755	324.3
3	1'55.734	25.299	30.355	28.513	31.567	345.0
4	1'55.381	25.265	30.271	28.385	31.460	346.1
5	1'55.148	25.184	30.167	28.332	31.465	349.5
6	1'56.085 P	26.754	31.265	28.561	29.505	342.8
Run # 2	Front Tyre	Slick-Soft	Rear Tyre	Slick-Soft		
	6 Laps at start		10 Laps at start			
7	2'03.865	31.419	31.340	29.109	31.997	172.8
8	1'55.516	25.164	30.290	28.503	31.559	345.0
9	1'55.014	25.028	30.115	28.390	31.481	347.2
10	1'55.191	25.079	30.204	28.281	31.627	347.2
11	1'55.210	25.126	30.126	28.427	31.531	347.2
	PIT	26.691	31.429	29.020	29.866	347.2

13th 43 Jack MILLER DUCATI AUS
Ducati Lenovo Team
Runs=2 Total laps=12 Full laps=8

Run #	Front Tyre	Slick-Soft	Rear Tyre	Slick-Soft		
	5 Laps at start		5 Laps at start			

14th 23 Enea BASTIANINI DUCATI ITA
Esponsorama Racing
Runs=2 Total laps=10 Full laps=6

Run #	Front Tyre	Slick-Soft	Rear Tyre	Slick-Soft		
	New Tyre		4 Laps at start			
1	2'25.208	32.621	31.561	29.212	32.727	143.4
2	1'56.187	25.561	30.438	28.598	31.590	334.3
3	1'55.774	25.293	30.343	28.530	31.608	341.7
4	1'58.321	27.852	30.367	28.513	31.589	350.6
5	2'00.133	28.174	30.525	29.381	32.053	350.6
6	1'58.397 P	25.202	30.127	30.374	32.694	349.5
Run # 2	Front Tyre	Slick-Soft	Rear Tyre	Slick-Soft		
	6 Laps at start		10 Laps at start			
7	2'07.839	35.015	32.087	29.038	31.699	155.1
8	1'55.076	25.179	30.034	28.464	31.399	348.3
9	1'55.068	25.178	30.011	28.398	31.481	350.6
	PIT	27.347	31.286	29.483	30.225	349.5

15th 9 Danilo PETRUCCI KTM ITA
Tech 3 KTM Factory Racing
Runs=2 Total laps=11 Full laps=7

Run #	Front Tyre	Slick-Soft	Rear Tyre	Slick-Soft		
	New Tyre		3 Laps at start			
1	2'17.448	31.983	31.464	30.279	33.022	152.3
2	1'56.635	25.804	30.484	28.498	31.849	339.6
3	1'55.457	25.092	30.315	28.371	31.679	342.8
4	1'55.594	25.115	30.251	28.442	31.786	343.9
5	1'55.295	25.012	30.199	28.365	31.719	341.7
6	2'05.374 P	29.492	32.000	30.737	33.145	335.4
Run # 2	Front Tyre	Slick-Soft	Rear Tyre	Slick-Soft		
	6 Laps at start		9 Laps at start			
7	2'04.694	31.059	31.046	30.741	31.848	147.7
8	1'55.194	25.099	30.115	28.318	31.662	342.8
9	1'55.412	25.117	30.188	28.404	31.703	342.8
10	1'58.401	25.229	32.111	28.956	32.105	341.7
	PIT	25.273	30.472	33.543	31.952	341.7

Fastest Lap: Maverick VIÑALES Monster Energy Yama SPA 1'54.106 24.903 29.758 28.127 31.318

These data/results cannot be reproduced, stored and/or transmitted in whole or in part by any manner of electronic, mechanical, photocopying, recording, broadcasting or otherwise now known or herein after developed without the previous express consent by the copyright owner, except for reproduction in daily press and regular printed publications on sale to the public within 60 days of the event related to those data/results and always provided that copyright symbol appears together as follows below.
© DORNA, 2021



Free Practice Nr. 4

MotoGP

Lap	Lap Time	T1	T2	T3	T4	Speed	Lap	Lap Time	T1	T2	T3	T4	Speed		
16th	33	Brad BINDER				KTM	RSA	11	1'55.558	25.094	30.304	28.740	31.420	354.0	
		Red Bull KTM Factory Racing						12	2'02.440	29.879	31.047	29.258	32.256	352.9	
		Runs=1 Total laps=11 Full laps=8						PIT	25.187	30.370	29.460	30.582	350.6		
		Run #	1	Front Tyre	Slick-Soft	Rear Tyre	Slick-Soft								
		4 Laps at start				4 Laps at start									
		1	2'24.296	31.156	32.020	29.535	32.682	173.9							
		2	1'56.378	25.587	30.442	28.663	31.686	341.7							
		3	1'55.651	25.396	30.181	28.454	31.620	348.3							
		4	1'56.007	25.528	30.388	28.453	31.638	348.3							
		5	1'55.866	25.514	30.380	28.370	31.602	330.2							
		6	2'02.017	29.872	31.203	28.678	32.264	348.3							
		7	1'55.257	25.162	30.240	28.377	31.478	347.2							
8	2'00.923	28.635	30.920	28.876	32.492	349.5									
9	2'10.176 *	25.516	30.355	28.569	45.736*	342.8									
10	1'56.721	25.984	30.372	28.610	31.755	334.3									
	PIT	25.187	35.493	28.796	30.513	343.9									
17th	46	Valentino ROSSI				YAMAHA	ITA								
		Petronas Yamaha SRT													
		Runs=2 Total laps=14 Full laps=11													
		Run #	1	Front Tyre	Slick-Medium	Rear Tyre	Slick-Hard								
		6 Laps at start				13 Laps at start									
		1	2'15.872	34.119	34.467	30.432	32.782	164.6							
		2	1'56.708	25.743	30.483	28.674	31.808	336.4							
		3	1'55.659	25.306	30.210	28.516	31.627	341.7							
		4	1'59.429	27.262	30.535	28.981	32.651	346.1							
		5	1'55.833	25.643	30.102	28.458	31.630	347.2							
		6	1'55.720	25.436	30.106	28.469	31.709	345.0							
		7	1'55.581	25.230	30.112	28.504	31.735	343.9							
8	1'56.996 P	28.044	31.344	29.250	28.358	342.8									
Run #	2	Front Tyre	Slick-Soft	Rear Tyre	Slick-Soft										
8 Laps at start				4 Laps at start											
9	2'05.381	32.841	31.419	29.242	31.879	150.0									
10	1'55.642	25.380	30.144	28.576	31.542	343.9									
11	1'55.272	25.194	29.979	28.474	31.625	345.0									
12	2'00.531	28.787	30.863	28.987	31.894	341.7									
13	1'56.031	25.234	30.064	28.586	32.147	343.9									
14	1'55.492	25.231	30.005	28.578	31.678	342.8									
18th	89	Jorge MARTIN				DUCATI	SPA								
		Pramac Racing													
		Runs=2 Total laps=13 Full laps=9													
		Run #	1	Front Tyre	Slick-Soft	Rear Tyre	Slick-Soft								
		New Tyre				3 Laps at start									
		1	2'23.478	33.885	32.134	29.605	31.988	142.6							
		2	1'56.013	25.325	30.440	28.683	31.565	351.7							
		3	1'58.624	27.796	30.620	28.716	31.492	356.4							
		4	1'55.770	25.506	30.229	28.620	31.415	356.4							
		5	1'55.689	25.214	30.512	28.389	31.574	355.2							
		6	2'00.885			28.782	31.861	339.6							
		7	1'55.404	25.352	30.260	28.474	31.318	347.2							
8	1'58.369 P	27.721	30.869	28.899	30.880	349.5									
Run #	2	Front Tyre	Slick-Soft	Rear Tyre	Slick-Soft										
8 Laps at start				11 Laps at start											
9	2'05.074	33.893	30.768	28.870	31.543	157.8									
10	1'56.011	25.608	30.335	28.631	31.437	354.0									
19th	44	Poi ESPARGARO				HONDA	SPA								
		Repsol Honda Team													
		Runs=2 Total laps=14 Full laps=9													
		Run #	1	Front Tyre	Slick-Soft	Rear Tyre	Slick-Soft								
		New Tyre				New Tyre									
		1	2'17.249	31.185	34.134	30.543	32.946	178.2							
		2	1'58.487	25.929	31.412	29.214	31.932	345.0							
		3	1'55.602	25.228	30.301	28.548	31.525	348.3							
		4	2'02.198	27.438	30.533	32.466	31.761	348.3							
		5	1'55.936	25.372	30.413	28.474	31.677	351.7							
		6	1'56.186	25.234	30.170	28.501	32.281	351.7							
		7	1'55.497	25.258	30.170	28.580	31.489	346.1							
8	1'58.530 P	27.361	31.689	30.047	29.433	337.5									
Run #	2	Front Tyre	Slick-Soft	Rear Tyre	Slick-Soft										
8 Laps at start				8 Laps at start											
9	2'02.579	31.452	30.634	28.801	31.692	154.2									
10	2'01.998	25.161	36.356	28.872	31.609	345.0									
11	2'00.143	25.100	29.997	28.564	36.482	347.2									
12	1'58.123 *	26.797	30.454	28.828	32.044*	346.1									
13	2'02.013	30.052	31.249	28.811	31.901	342.8									
	PIT	25.082	34.133	29.840	29.227	345.0									
20th	10	Luca MARINI				DUCATI	ITA								
		SKY VR46 Esponsorama													
		Runs=2 Total laps=12 Full laps=8													
		Run #	1	Front Tyre	Slick-Soft	Rear Tyre	Slick-Soft								
		4 Laps at start				4 Laps at start									
		1	2'25.811	35.815	33.034	30.948	35.203	113.4							
		2	1'56.840	25.827	30.482	28.771	31.760	341.7							
		3	1'55.747	25.213	30.288	28.616	31.630	350.6							
		4	1'55.606	25.279	30.365	28.541	31.421	351.7							
		5	1'56.077	25.707	30.313	28.548	31.509	345.0							
		6	2'03.865 P	33.274	30.934	29.275	30.382	346.1							
		Run #	2	Front Tyre	Slick-Soft	Rear Tyre	Slick-Soft								
10 Laps at start				10 Laps at start											
7	2'04.561	32.328	31.118	29.105	32.010	156.9									
8	1'56.636	25.482	30.369	28.869	31.916	342.8									
9	1'56.187	25.271	30.190	28.758	31.968	343.9									
10	1'56.163	25.388	30.212	28.815	31.748	342.8									
11	1'55.531	25.107	30.090	28.700	31.634	343.9									
	PIT	29.361	34.146	32.678	31.072	341.7									
21st	27	Iker LECUONA				KTM	SPA								
		Tech 3 KTM Factory Racing													
		Runs=2 Total laps=11 Full laps=7													
		Run #	1	Front Tyre	Slick-Soft	Rear Tyre	Slick-Soft								
		4 Laps at start				4 Laps at start									
		1	2'22.978	31.766	32.062	30.133	33.033	169.2							
		2	1'56.497	25.663	30.301	28.741	31.792	345.0							
		3	1'56.251	25.450	30.220	28.759	31.822	343.9							
		4	1'56.351	25.427	30.393	28.732	31.799	345.0							
		5	1'56.688	25.442	31.013	28.640	31.593	336.4							

Fastest Lap: Maverick VIÑALES Monster Energy Yama SPA **1'54.106** 24.903 29.758 28.127 31.318

These data/results cannot be reproduced, stored and/or transmitted in whole or in part by any manner of electronic, mechanical, photocopying, recording, broadcasting or otherwise now known or herein after developed without the previous express consent by the copyright owner, except for reproduction in daily press and regular printed publications on sale to the public within 60 days of the event related to those data/results and always provided that copyright symbol appears together as follows below.
© DORNA, 2021

Official MotoGP Timing by TISSOT
www.motogp.com

Doha, Saturday, March 27, 2021

Page 4 of 5



Free Practice Nr. 4

MotoGP

Lap	Lap Time		T1	T2	T3	T4	Speed	Lap	Lap Time	T1	T2	T3	T4	Speed
6	1'56.069	P	25.579	31.014	29.330	30.146	345.0							
Run # 2	Front Tyre	Slick-Soft	Rear Tyre Slick-Soft											
	10 Laps at start				10 Laps at start									
7	2'04.055		32.020	30.867	29.247	31.921	152.1							
8	1'56.023		25.340	30.207	28.711	31.765	342.8							
9	1'56.104		25.316	30.249	28.721	31.818	341.7							
10	2'01.088		25.269	35.018	29.097	31.704	342.8							
	PIT		25.281	30.288	28.773	30.562	346.1							

22nd 32 **Lorenzo SAVADORI** APRILIA ITA
Aprilia Racing Team Gresini

Runs=1 Total laps=13 Full laps=11

Run #	1	Front Tyre	Slick-Soft	Rear Tyre	Slick-Soft	
		4 Laps at start		4 Laps at start		
1	2'36.451	38.218	32.705	29.530	32.666	157.8
2	1'57.738	25.818	30.803	28.927	32.190	339.6
3	1'57.803	25.881	30.681	29.058	32.183	339.6
4	1'57.487	25.561	30.765	29.028	32.133	337.5
5	1'59.887	25.792	32.865	28.920	32.310	337.5
6	1'57.319	25.637	30.646	28.884	32.152	337.5
7	2'06.450	25.561	38.225	30.444	32.220	336.4
8	2'01.373	29.150	30.900	29.011	32.312	338.5
9	1'56.987	25.572	30.539	28.759	32.117	336.4
10	1'56.880	25.488	30.517	28.844	32.031	335.4
11	2'15.011	41.188	31.763	29.859	32.201	333.3
12	1'56.746	25.502	30.478	28.875	31.891	338.5
	PIT	28.568	37.344	30.426	31.537	336.4

Fastest Lap: Maverick VIÑALES Monster Energy Yama SPA **1'54.106** 24.903 29.758 28.127 31.318

These data/results cannot be reproduced, stored and/or transmitted in whole or in part by any manner of electronic, mechanical, photocopying, recording, broadcasting or otherwise now known or herein after developed without the previous express consent by the copyright owner, except for reproduction in daily press and regular printed publications on sale to the public within 60 days of the event related to those data/results and always provided that copyright symbol appears together as follows below.
© DORNA, 2021

Official MotoGP Timing by **TISSOT**
www.motogp.com

Doha, Saturday, March 27, 2021

Page 5 of 5





BARWA GRAND PRIX OF QATAR

Free Practice Nr. 4

Best Partial Times

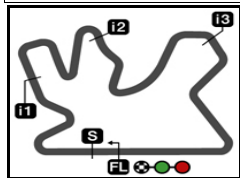
IT Ideal Lap Time, sum of the best partial times

BT Best Lap Time

T1		T2		T3		T4				<i>IT</i>	<i>BT</i>	
Pos	Rider	Time	Rider	Time	Rider	Time	Rider	Time	Pos	Rider		
1	M.VIÑALES	24.903	M.VIÑALES	29.758	M.VIÑALES	28.118	J.ZARCO	31.243	1	M.VIÑALES	1'54.097	1'54.106 (1)
2	J.ZARCO	24.939	F.QUARTARARO	29.793	M.OLIVEIRA	28.130	M.OLIVEIRA	31.317	2	J.ZARCO	1'54.249	1'54.324 (2)
3	F.QUARTARARO	24.959	F.MORBIDELLI	29.806	J.ZARCO	28.186	M.VIÑALES	31.318	3	F.QUARTARAR	1'54.384	1'54.483 (3)
4	M.OLIVEIRA	25.001	J.ZARCO	29.881	A.ESPARGARO	28.238	J.MARTIN	31.318	4	M.OLIVEIRA	1'54.409	1'54.487 (4)
5	A.ESPARGARO	25.011	S.BRADL	29.892	F.QUARTARARO	28.256	F.BAGNAIA	31.361	5	A.ESPARGAR	1'54.552	1'54.648 (5)
6	D.PETRUCCI	25.012	T.NAKAGAMI	29.899	A.RINS	28.260	F.QUARTARARO	31.376	6	F.MORBIDELLI	1'54.619	1'54.737 (7)
7	J.MIR	25.021	A.ESPARGARO	29.910	J.MIR	28.269	J.MILLER	31.383	7	J.MIR	1'54.729	1'54.735 (6)
8	A.MARQUEZ	25.028	M.OLIVEIRA	29.961	T.NAKAGAMI	28.281	A.ESPARGARO	31.393	8	S.BRADL	1'54.741	1'54.741 (8)
9	F.BAGNAIA	25.032	J.MIR	29.976	A.MARQUEZ	28.281	E.BASTIANINI	31.399	9	T.NAKAGAMI	1'54.774	1'54.891 (9)
10	F.MORBIDELLI	25.049	V.ROSSI	29.979	F.MORBIDELLI	28.309	A.RINS	31.407	10	A.RINS	1'54.785	1'54.893 (10)
11	S.BRADL	25.070	P.ESPARGARO	29.997	J.MILLER	28.317	L.MARINI	31.421	11	F.BAGNAIA	1'54.798	1'54.971 (11)
12	P.ESPARGARO	25.082	A.RINS	30.000	D.PETRUCCI	28.318	S.BRADL	31.433	12	A.MARQUEZ	1'54.884	1'55.014 (12)
13	J.MILLER	25.090	E.BASTIANINI	30.011	F.BAGNAIA	28.336	F.MORBIDELLI	31.455	13	J.MILLER	1'54.921	1'55.041 (13)
14	J.MARTIN	25.094	F.BAGNAIA	30.069	S.BRADL	28.346	A.MARQUEZ	31.460	14	E.BASTIANINI	1'54.986	1'55.068 (14)
15	T.NAKAGAMI	25.106	L.MARINI	30.090	B.BINDER	28.370	J.MIR	31.463	15	J.MARTIN	1'55.030	1'55.404 (18)
16	L.MARINI	25.107	D.PETRUCCI	30.115	J.MARTIN	28.389	B.BINDER	31.478	16	P.ESPARGAR	1'55.042	1'55.497 (19)
17	A.RINS	25.118	A.MARQUEZ	30.115	E.BASTIANINI	28.398	T.NAKAGAMI	31.488	17	D.PETRUCCI	1'55.107	1'55.194 (15)
18	B.BINDER	25.162	J.MILLER	30.131	V.ROSSI	28.458	P.ESPARGARO	31.489	18	L.MARINI	1'55.159	1'55.531 (20)
19	E.BASTIANINI	25.178	B.BINDER	30.181	P.ESPARGARO	28.474	V.ROSSI	31.542	19	V.ROSSI	1'55.173	1'55.272 (17)
20	V.ROSSI	25.194	I.LECUONA	30.207	L.MARINI	28.541	I.LECUONA	31.593	20	B.BINDER	1'55.191	1'55.257 (16)
21	I.LECUONA	25.269	J.MARTIN	30.229	I.LECUONA	28.640	D.PETRUCCI	31.662	21	I.LECUONA	1'55.709	1'56.023 (21)
22	L.SAVADORI	25.488	L.SAVADORI	30.478	L.SAVADORI	28.759	L.SAVADORI	31.891	22	L.SAVADORI	1'56.616	1'56.746 (22)

These data/results cannot be reproduced, stored and/or transmitted in whole or in part by any manner of electronic, mechanical, photocopying, recording, broadcasting or otherwise now known or herein after developed without the previous express consent by the copyright owner, except for reproduction in daily press and regular printed publications on sale to the public within 60 days of the event related to those data/results and always provided that copyright symbol appears together as follows below.
© DORNA, 2021






5380 m.

BARWA GRAND PRIX OF QATAR

Free Practice Nr. 4

Fastest Laps Sequence

<i>Practice Time</i>	 <i>Rider</i>	<i>Nation</i>	<i>Motorcycle</i>	<i>Time</i>	<i>Km/h</i>	<i>Rider's Lap</i>
4'12.358	21 Franco MORBIDELLI	ITA	YAMAHA	1'56.719	165.9	2
4'12.580	46 Valentino ROSSI	ITA	YAMAHA	1'56.708	165.9	2
4'12.697	42 Alex RINS	SPA	SUZUKI	1'56.605	166.0	2
4'18.129	12 Maverick VIÑALES	SPA	YAMAHA	1'55.669	167.4	2
4'26.520	5 Johann ZARCO	FRA	DUCATI	1'55.406	167.8	2
4'27.047	88 Miguel OLIVEIRA	POR	KTM	1'55.187	168.1	2
6'12.789	12 Maverick VIÑALES	SPA	YAMAHA	1'54.660	168.9	3
6'20.844	5 Johann ZARCO	FRA	DUCATI	1'54.324	169.4	3
30'33.835	12 Maverick VIÑALES	SPA	YAMAHA	1'54.106	169.7	14

These data/results cannot be reproduced, stored and/or transmitted in whole or in part by any manner of electronic, mechanical, photocopying, recording, broadcasting or otherwise now known or herein after developed without the previous express consent by the copyright owner, except for reproduction in daily press and regular printed publications on sale to the public within 60 days of the event related to those data/results and always provided that copyright symbol appears together as follows below.

© DORNA, 2021

Official MotoGP Timing by **TISSOT**
www.motogp.com

Doha, Saturday, March 27, 2021

